


NICHIHA **EX** Series

LINEUP CATALOG





Delivering the Power of POSSIBILITIES

Founded in Japan, NICHHA boasts over 2,900 employees and 13 plants worldwide. Our fiber cement NICHHA EX Series provides state-of-the-art technology with limitless design possibilities. No other cladding provider offers as many options, colors, textures and styles. Whatever your design intent, NICHHA panels have a solution to help you achieve it. This includes the look of metal panel, stone, concrete, wood, brick and much more.







At NICHIHA, we think the future is bright.

Your projects come in all shapes, styles and markets. That's why NICHIHA is dedicated to helping you build the perfect structure for you, clad in our EX Series.

We combine the aesthetic of your favorite building material with the uncompromising durability of fiber cement, giving you the look you want in considerably less time and for a fraction of the cost. Our expansive collection of textures includes metal, wood, stone, concrete, tile and brick options in a full range of colors and finishes. Once you've used a NICHIHA product, you'll see the difference - and want to use it again and again.










PHOTO: URUPHOTO MARIE YOSHINAGA KARIN TAKAKURA

Multiple looks. One source.



Less time managing, more time imagining.

Why settle for one look when you can get multiple textures and finishes from a single source? With NICHIIHA EX Series, you can mix and match cladding styles to achieve the varied look you've been searching for. Whether you're looking for metal, stone, wood, concrete, tile or brick, we have it all. Plus, you can say goodbye to higher labor costs, as all of our panel styles operate on the same clip installation system - meaning you only need to hire a single type of crew. You'll be able to move from conception to completion with ease, all while saving time and money.

SIMPLE



DESIGNERS



WOOD



STONE




TILE/BRICK



Basic Features of Panel

Ready to Install & High Durable



NICHIHA EX Series panels are cement bonded fibrous wood particle products that are pressed with a surface texture. They are cut to a standard length of 3030mm or 1820mm with an effective cover width of 455mm and 16/18/21mm nominal thickness. The horizontal edges of the panel are machined with a complementary tongue and groove profile. For the 1820mm panels, the vertical edges have a tongue and groove profile as well. A compressible sealing strip is bonded onto the tongue which enables the panels to fit neatly together to form a weather resistant joint.

The panels have been pre-finished using a durable multi-layered paint process to simulate a range of textured finishes.

There is a range of color matched accessories including pre-formed external corners, joint sealants, various metal accessories such as trims and touch-up paint kits to speed installation and enhance the project finish and appearance.

EX Series 3030

Dimensions: 455mm[W]×3030mm[L]


Thickness: 16mm



EX Series 1820

Dimensions: 455mm[W]×1820mm[L]

Thickness: 16/18/21mm



RAINSCREEN SYSTEM

Behind our EX Series Panels is Some Serious Technology



EASY INSTALLATION

Time-saving clip installation system that reduces construction time and minimizes mistakes.



NO MORTAR, NO MESS

Prefinished panels eliminate the need for messy mortar or costly masonry-skilled labor.



ANY WEATHER PRODUCT

Products can be installed year round in any climate across the country. No geographical restrictions means more possibilities.



LOW MAINTENANCE

No-fuss products. Little ongoing cleaning or regular maintenance needed. Bring your vision to life and ensure it looks great for years to come.




ENGINEERED FOR PERFORMANCE

Go beyond our durable panels and discover a meticulously engineered moisture management system that provides a vertical drainage point for air and moisture to exit.

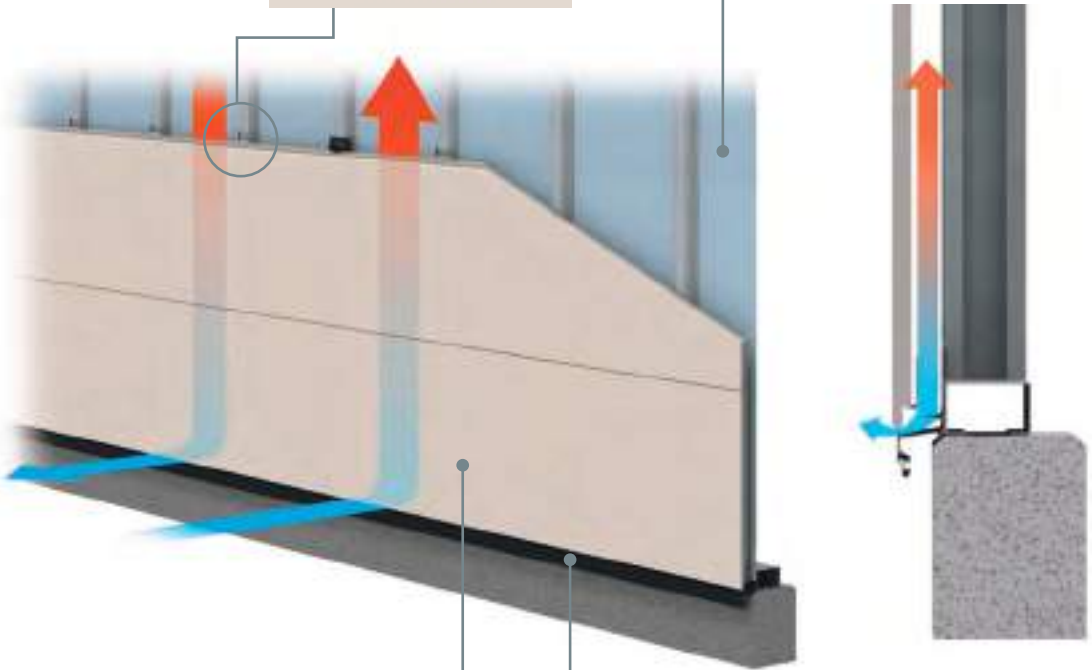
NICHIHA CLIP

creates a hidden fastening system that all but eliminates face fastening. Installation is quick and easy and never requires speciality subcontractors.



DRAINED AND BACK-VENTILATED RAINSCREEN

design allows water to escape and air to circulate, reducing the risk of mold and water damage inside the building.



NICHIHA EX SERIES PANELS

are lightweight, easy to handle and available in a virtually endless color palette and a diverse offering of textural finishes.

THE STARTER TRACK

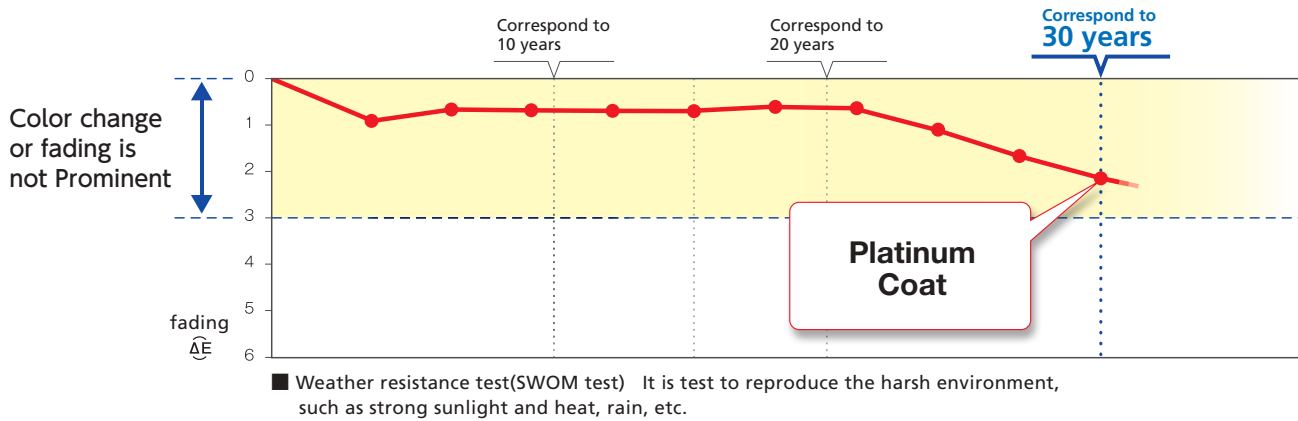
pulls double-duty. It ensures a fast, level installation, and its patented drainage channel directs water out and away from the base of the wall.

WEATHER RESISTANCE & SELF CLEANING

Less Maintenance Required

The panels have a special NichiGuard™ self cleaning coating applied during the manufacturing process. Panels include PlatinumCoat™ technology to protect against UV damage and color fade.


PlatinumCoat



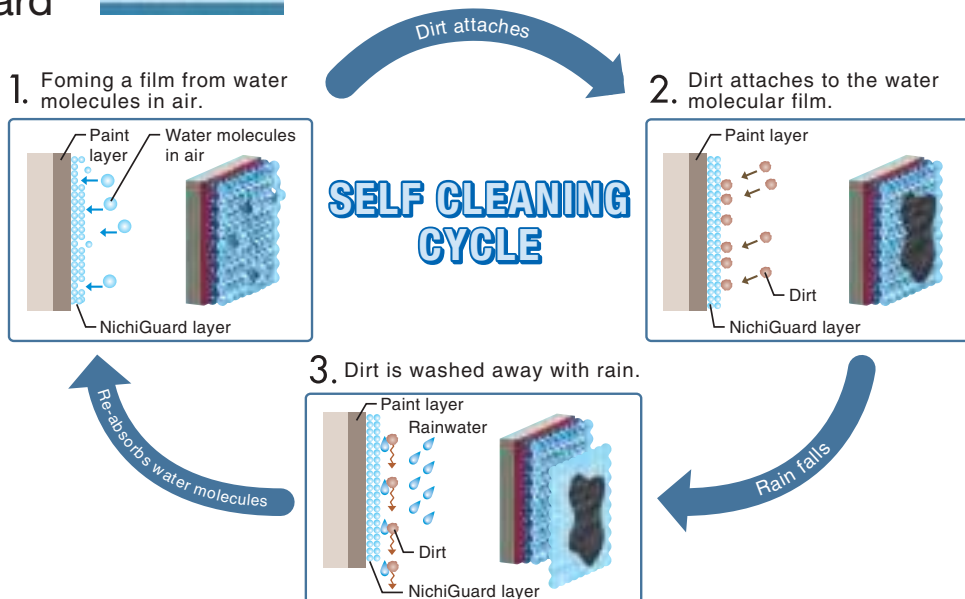
PlatinumCoat



Old type of organic paint



NichiGuard



NichiGuard panel



Non NichiGuard panel



FIRE SAFETY

Achieve Fire Compliance with EX Series Panel

Fire safety and compliance became a significant issue for the construction industry on the back of several tower fires which have attributed highly combustible aluminum cladding as a significant contributor to the spread of fire. More than ever, all stakeholders within the building process must be more accountable and informed when specifying non-combustible cladding products and systems.

NICHIHA EX Series is deemed to be non-combustible as it is classified as A2-s1,d0 in the European Reaction to Fire classification system.*

In addition, systems using NICHIHA EX Series panels for their facade were tested in various countries as shown Table 1. It is notable that the system including NICHIHA EX Series became the first fiber cement facade product which passed one of the most severe facade testings in the world, the Australian fire propagation testing and classification (AS 5113).

<Table 1>

Fire-code	Country
NFPA285	USA
AS 5113	Australia
SP Fire 105	Sweden
GOST31251	Russia
JIS A 1310	Japan

*Note: Not all the panels are classified as A2-s1,d0



ECO-FRIENDLY PRODUCT

Environmentally friendly products



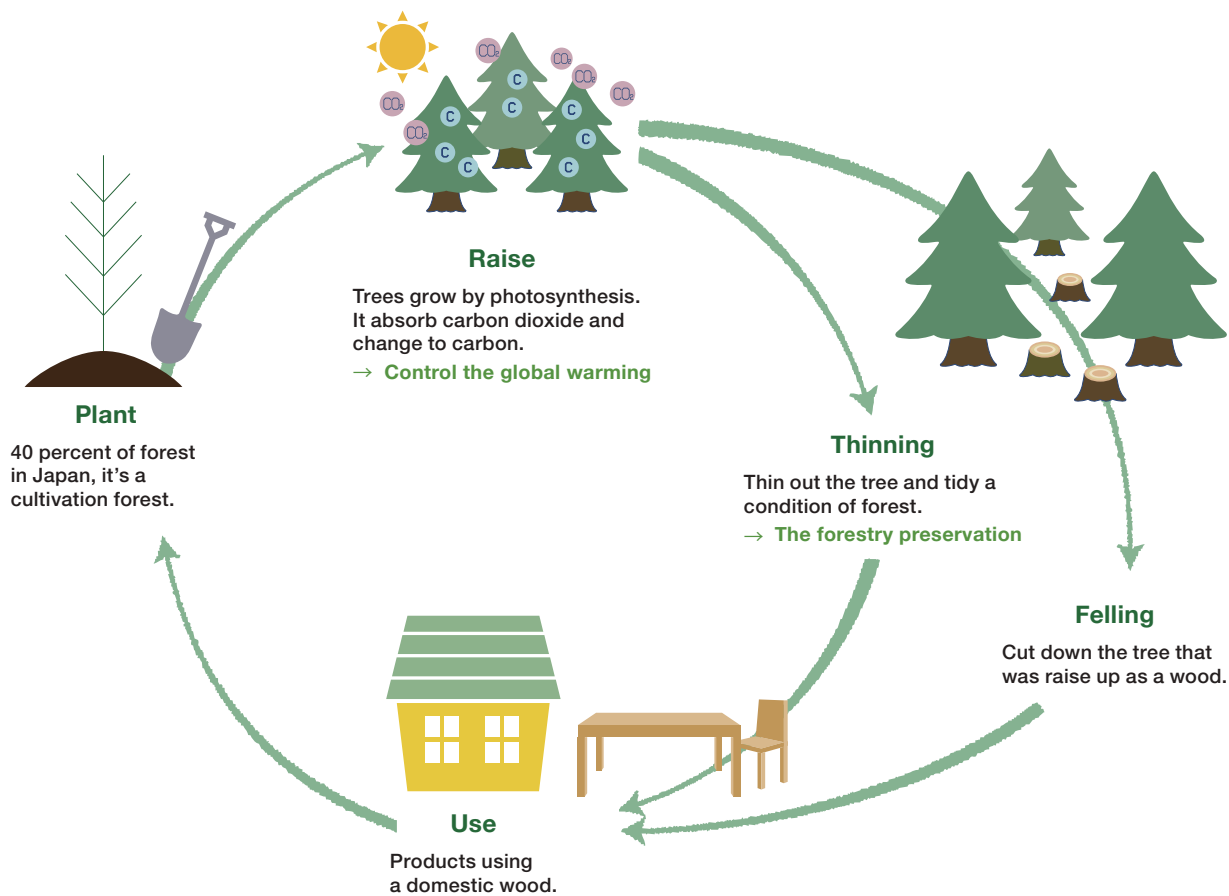
Building a recycling-oriented society



HWP Compliance with the law



Contributing to global environmental protection with cladding panels



NICHIHA EX Series panels are about more than looking good - we want to make sure that our processes help our planet and customer. For starters, we're proud that NICHIHA EX Series panels are awarded as an eco-friendly product. Comprised primarily of fly ash and wood chips, our products divert waste and put it to practical use. We also have a long history of conserving resources and employing manufacturing best practices.

When you use NICHIHA EX Series panels, you know that you're using a product that stands with your aesthetic and your values.



Offset siding is an exterior wall product made by utilizing domestic wooden chips, corresponding to a lot of our product lines.

EX Series

1820

About pict's

- A2** — A2-s1,d0
(European Reaction to Fire classification)
- PC** — PlatinumCoat
- NG** — NichiGuard
- 2TG** — Two-side Tongue and Groove
- 4TG** — Four-side Tongue and Groove
- T:16** — Thickness
(16mm/18mm/21mm)
- T:18**
- T:21**
- L:1820** — Length
(1820mm/3030mm)
- L:3030**
- H** — Horizontal installation
- H/V** — Horizontal / Vertical installation



SIMPLE

SIZE	16 × 455 × 1820mm
NOMINAL WEIGHT	18kg/piece
PACKAGING	2 (PIECES PER PACK)

A2	PC	NG	2TG	4TG	T:16	T:18	T:21	L:1820	L:3030	←→ H	↕ H/V
----	----	----	-----	-----	------	------	------	--------	--------	---------	----------



EFM201 □ X

(× : PC)



EFM202 □ X

(× : PC)



EFM204 □ X

(× : PC)




EFM205 □ X

(× : PC)




ETM301 □ X

(Photocatalyst Coating × : PC)




EFM301 □ X



EFM306 □ X



EFM319□X



EDM316□X (×:NG)



EDM317□X (×:NG)



EDM318□X (×:NG)



SIMPLE

SIZE	16 × 455 × 1820mm
NOMINAL WEIGHT	18kg/piece
PACKAGING	2 (PIECES PER PACK)

A2	PC	NG	2TG	4TG	T:16	T:18	T:21	L:1820	L:3030	←→ H	↕ H/V
----	----	----	-----	-----	------	------	------	--------	--------	---------	----------




EFM501 X



EFM502 X



EFM503 X




EDM504 X (× : NG)



EDM505 X (× : NG)

SIZE	16 × 455 × 1820mm
NOMINAL WEIGHT	18kg/piece
PACKAGING	2 (PIECES PER PACK)

A2	PC	NG	2TG	4TG	T:16	T:18	T:21	L:1820	L:3030	← H →	↕ H/V ↕
-----------	-----------	-----------	-----	-----	------	------	------	--------	--------	-------	---------




EFM508 □ X



EFM509 □ X



EFM510 □ X



EFM511 □ X



EJM501 □ X

(× : A2)



EJM502 □ X

(× : A2)

SIMPLE

SIZE	16 × 455 × 1820mm
NOMINAL WEIGHT	17kg/piece
PACKAGING	2 (PIECES PER PACK)

A2	PC	NG	2TG	4TG	T:16	T:18	T:21	L:1820	L:3030	↔ H	↕ H/V
----	----	----	-----	-----	------	------	------	--------	--------	--------	----------



EFF116 X



EFF112 X



EFF117 X

SIZE	16 × 455 × 1820mm
NOMINAL WEIGHT	17kg/piece
PACKAGING	2 (PIECES PER PACK)

A2	PC	NG	2TG	4TG	T:16	T:18	T:21	L:1820	L:3030	←→ H	↕ H/V
-----------	-----------	-----------	-----	-----	------	------	------	--------	--------	---------	----------



EFF151 X



EFF152 X



EFF154 X

DESIGNERS

SIZE	18 × 455 × 1820mm
NOMINAL WEIGHT	18kg/piece
PACKAGING	2 (PIECES PER PACK)

A2	PC	NG	2TG	4TG	T:16	T:18	T:21	L:1820	L:3030	←→ H	↕ H/V
----	----	----	-----	-----	------	------	------	--------	--------	---------	----------



ELS531 X



ELS532 X



ELS533 X




ELS534 X

SIZE	16 × 455 × 1820mm
NOMINAL WEIGHT	17kg/piece
PACKAGING	2 (PIECES PER PACK)

A2	PC	NG	2TG	4TG	T:16	T:18	T:21	L:1820	L:3030	← H →	↕ H/V ↕
----	----	----	-----	-----	------	------	------	--------	--------	-------	---------



EFF011 X



EFF012 X



EFF013 X




EFF017 X

DESIGNERS

SIZE	16 × 455 × 1820mm
NOMINAL WEIGHT	17kg/piece
PACKAGING	2 (PIECES PER PACK)

A2	PC	NG	2TG	4TG	T:16	T:18	T:21	L:1820	L:3030	←→ H	↕ H/V
----	----	----	-----	-----	------	------	------	--------	--------	---------	----------



EFF021 X



EFF022 X



EFF023 X



EFF027 X

SIZE	16 × 455 × 1820mm
NOMINAL WEIGHT	17kg/piece
PACKAGING	2 (PIECES PER PACK)

A2	PC	NG	2TG	4TG	T:16	T:18	T:21	L:1820	L:3030	← H →	↕ H/V ↕
-----------	-----------	-----------	-----	-----	------	------	------	--------	--------	-------	---------



EQS291 X

SIZE	16 × 455 × 1820mm
NOMINAL WEIGHT	17kg/piece
PACKAGING	2 (PIECES PER PACK)

A2	PC	NG	2TG	4TG	T:16	T:18	T:21	L:1820	L:3030	← H →	↕ H/V ↕
-----------	-----------	-----------	-----	-----	-------------	------	------	--------	--------	-------	---------



EFF0824 X

WOOD

SIZE	16 × 455 × 1820mm
NOMINAL WEIGHT	17kg/piece
PACKAGING	2 (PIECES PER PACK)

A2	PC	NG	2TG	4TG	T:16	T:18	T:21	L:1820	L:3030	←→ H	↕ H/V
----	----	----	-----	-----	------	------	------	--------	--------	---------	----------



EFF1221 □ X



EFF1222 □ X



EFF1223 □ X



EFF1224 □ X

SIZE	16 × 455 × 1820mm
NOMINAL WEIGHT	17kg/piece
PACKAGING	2 (PIECES PER PACK)

A2	PC	NG	2TG	4TG	T:16	T:18	T:21	L:1820	L:3030	←→ H	↕ H/V
----	----	----	-----	-----	------	------	------	--------	--------	---------	----------



EFF161 X



EFF162 X



ELS167 X




EFF163 X



EFF166 X



EFF164 X



EFF165 X

STONE

SIZE	16 × 455 × 1820mm
NOMINAL WEIGHT	17kg/piece
PACKAGING	2 (PIECES PER PACK)

A2	PC	NG	2TG	4TG	T:16	T:18	T:21	L:1820	L:3030	←→ H	↕ H/V
----	----	----	-----	-----	------	------	------	--------	--------	---------	----------



EFF2221 X



EFF2222 X



EFF2223 X



EFF2224 X

SIZE	16 × 455 × 1820mm
NOMINAL WEIGHT	17kg/piece
PACKAGING	2 (PIECES PER PACK)

A2	PC	NG	2TG	4TG	T:16	T:18	T:21	L:1820	L:3030	↔ H	↕ H/V
-----------	-----------	-----------	------------	------------	-------------	-------------	-------------	---------------	---------------	--------	----------



EFF0921 X



EFF0922 X



EFF0923 X



EFF0924 X

STONE

SIZE	16 × 455 × 1820mm
NOMINAL WEIGHT	17kg/piece
PACKAGING	2 (PIECES PER PACK)

A2	PC	NG	2TG	4TG	T:16	T:18	T:21	L:1820	L:3030	← H →	↕ H/V ↕
----	----	----	-----	-----	------	------	------	--------	--------	-------	---------



EFF191 X

(× : A2)



EFF192 X

(× : A2)



EFF193 X

(× : A2)



EFF194 X

SIZE	16 × 455 × 1820mm
NOMINAL WEIGHT	17kg/piece
PACKAGING	2 (PIECES PER PACK)

A2	PC	NG	2TG	4TG	T:16	T:18	T:21	L:1820	L:3030	←→ H	↕ H/V
----	----	----	-----	-----	------	------	------	--------	--------	---------	----------



EFF051 X



EFF052 X



EFF053 X



EFF056 X

TILE/BRICK

SIZE	18 × 455 × 1820mm
NOMINAL WEIGHT	18kg/piece
PACKAGING	2 (PIECES PER PACK)

A2	PC	NG	2TG	4TG	T:16	T:18	T:21	L:1820	L:3030	←→ H	↕ H/V
----	----	----	-----	-----	------	------	------	--------	--------	---------	----------



EQS9101 □ X



EQS9102 □ X



EQS9103 □ X

SIZE	18 × 455 × 1820mm
NOMINAL WEIGHT	18kg/piece
PACKAGING	2 (PIECES PER PACK)

A2	PC	NG	2TG	4TG	T:16	T:18	T:21	L:1820	L:3030	←→ H	↕ H/V
----	----	----	-----	-----	------	------	------	--------	--------	---------	----------



EQS9201 X



EQS9202 X



EQS9203 X

TILE/BRICK

SIZE	16 × 455 × 1820mm
NOMINAL WEIGHT	17kg/piece
PACKAGING	2 (PIECES PER PACK)

A2	PC	NG	2TG	4TG	T:16	T:18	T:21	L:1820	L:3030	←→ H	↕ H/V
----	----	----	-----	-----	------	------	------	--------	--------	---------	----------



EFF2421 X



EFF2422 X



EFF2423 X



EFF2424 X

SIZE	16 × 455 × 1820mm
NOMINAL WEIGHT	17kg/piece
PACKAGING	2 (PIECES PER PACK)

A2	PC	NG	2TG	4TG	T:16	T:18	T:21	L:1820	L:3030	←→ H	↕ H/V
----	----	----	-----	-----	------	------	------	--------	--------	---------	----------



EFF1321 X



EFF1322 X



EFF1323 X



EFF1324 X

TILE/BRICK

SIZE	16 × 455 × 1820mm
NOMINAL WEIGHT	17kg/piece
PACKAGING	2 (PIECES PER PACK)

A2	PC	NG	2TG	4TG	T:16	T:18	T:21	L:1820	L:3030	←→ H	↕ H/V
----	----	----	-----	-----	------	------	------	--------	--------	---------	----------



EFF101 X



EFF104 X



EFF106 X



ELS108 X



EFF107 X

EX Series

3030

About picts

- A2** — A2-s1,d0
(European Reaction to Fire Classification)
- PC** — PlatinumCoat
- NG** — NichiGuard
- 2TG** — Two-side Tongue and Groove
- 4TG** — Four-side Tongue and Groove
- T:16** — Thickness
(16mm/18mm/21mm)
- T:18**
- T:21**
- L:1820** — Length
(1820mm/3030mm)
- L:3030**
- H** — Horizontal installation
- H/V** — Horizontal / Vertical installation



SIMPLE

SIZE	16 × 455 × 3030mm
NOMINAL WEIGHT	28kg/piece
PACKAGING	2 (PIECES PER PACK)

A2	PC	NG	2TG	4TG	T:16	T:18	T:21	L:1820	L:3030	←→ H	↕ H/V
----	----	----	-----	-----	------	------	------	--------	--------	---------	----------




EPS231 X



EDS2312 X

(× : NG)




EDS2313 X

(× : NG)

SIZE	16 × 455 × 3030mm
NOMINAL WEIGHT	28kg/piece
PACKAGING	2 (PIECES PER PACK)

A2	PC	NG	2TG	4TG	T:16	T:18	T:21	L:1820	L:3030	←→ H	↕ H/V
----	----	----	-----	-----	------	------	------	--------	--------	---------	----------



EKG411 □ X

(× : NG)



EKG412 □ X

(× : NG)

SIMPLE

SIZE	16 × 455 × 3030mm
NOMINAL WEIGHT	29kg/piece
PACKAGING	2 (PIECES PER PACK)

A2	PC	NG	2TG	4TG	T:16	T:18	T:21	L:1820	L:3030	←→ H	↕ H/V
----	----	----	-----	-----	------	------	------	--------	--------	---------	----------



EPS241 X



EPS242 X



EPS243 X

SIZE	16 × 455 × 3030mm
NOMINAL WEIGHT	29kg/piece
PACKAGING	2 (PIECES PER PACK)

A2	PC	NG	2TG	4TG	T:16	T:18	T:21	L:1820	L:3030	←→ H	↕ H/V
----	----	----	-----	-----	------	------	------	--------	--------	---------	----------



ELG731 X

SIZE	16 × 455 × 3030mm
NOMINAL WEIGHT	29kg/piece
PACKAGING	2 (PIECES PER PACK)

A2	PC	NG	2TG	4TG	T:16	T:18	T:21	L:1820	L:3030	←→ H	↕ H/V
----	----	----	-----	-----	------	------	------	--------	--------	---------	----------



EPC432 X

SIZE	16 × 455 × 3030mm
NOMINAL WEIGHT	29kg/piece
PACKAGING	2 (PIECES PER PACK)

A2	PC	NG	2TG	4TG	T:16	T:18	T:21	L:1820	L:3030	←→ H	↕ H/V
----	----	----	-----	-----	------	------	------	--------	--------	---------	----------



EPC601 X

DESIGNERS

SIZE	16 × 455 × 3030mm
NOMINAL WEIGHT	28kg/piece
PACKAGING	2 (PIECES PER PACK)

A2	PC	NG	2TG	4TG	T:16	T:18	T:21	L:1820	L:3030	←→ H	↕ H/V
----	----	----	-----	-----	------	------	------	--------	--------	---------	----------



EJB8521 □ X



EJB8522 □ X



EJB8523 □ X



EJB8524 □ X

SIZE	16 × 455 × 3030mm
NOMINAL WEIGHT	28kg/piece
PACKAGING	2 (PIECES PER PACK)

A2	PC	NG	2TG	4TG	T:16	T:18	T:21	L:1820	L:3030	←→ H	↕ H/V
----	----	----	-----	-----	------	------	------	--------	--------	---------	----------



EJB8121 □ X



EJB8123 □ X



EJB8124 □ X



EJB8126 □ X

DESIGNERS

SIZE	16 × 455 × 3030mm
NOMINAL WEIGHT	28kg/piece
PACKAGING	2 (PIECES PER PACK)


A2	PC	NG	2TG	4TG	T:16	T:18	T:21	L:1820	L:3030	←→ H	↕ H/V
----	----	----	-----	-----	------	------	------	--------	--------	---------	----------



EPA321 X



EPA324 X



EPA326 X

SIZE	16 × 455 × 3030mm
NOMINAL WEIGHT	28kg/piece
PACKAGING	2 (PIECES PER PACK)

A2	PC	NG	2TG	4TG	T:16	T:18	T:21	L:1820	L:3030	← H →	↑ H/V ↓
----	----	----	-----	-----	------	------	------	--------	--------	-------	---------



EPC766 X



EPC762 X



EPC763 X



EPC764 X



EPC765 X

WOOD

SIZE	16 × 455 × 3030mm
NOMINAL WEIGHT	28kg/piece
PACKAGING	2 (PIECES PER PACK)

A2	PC	NG	2TG	4TG	T:16	T:18	T:21	L:1820	L:3030	←→ H	↕ H/V
----	----	----	-----	-----	------	------	------	--------	--------	---------	----------



EPC245 X



EPC246 X



EPC247 X



EPC248 X



EPC241 X



EPC2410 X



EPC243 X



EPC2411 X



WOOD

SIZE	16 × 455 × 3030mm
NOMINAL WEIGHT	28kg/piece
PACKAGING	2 (PIECES PER PACK)

A2	PC	NG	2TG	4TG	T:16	T:18	T:21	L:1820	L:3030	←→ H	↕ H/V
----	----	----	-----	-----	------	------	------	--------	--------	---------	----------



EPS491 X



EPS492 X



EPS493 X



EPS494 X




EPS495 X

SIZE	16 × 455 × 3030mm
NOMINAL WEIGHT	25kg/piece
PACKAGING	2 (PIECES PER PACK)

A2	PC	NG	2TG	4TG	T:16	T:18	T:21	L:1820	L:3030	←→ H	↕ H/V
----	----	----	-----	-----	------	------	------	--------	--------	---------	----------



EKG221 X



EKG226 X



EKG225 X

STONE

SIZE	16 × 455 × 3030mm
NOMINAL WEIGHT	28kg/piece
PACKAGING	2 (PIECES PER PACK)

A2	PC	NG	2TG	4TG	T:16	T:18	T:21	L:1820	L:3030	←→ H	↕ H/V
----	----	----	-----	-----	------	------	------	--------	--------	---------	----------



EQG6221 X



EQG6222 X



EQG6223 X

SIZE	16 × 455 × 3030mm
NOMINAL WEIGHT	28kg/piece
PACKAGING	2 (PIECES PER PACK)

A2	PC	NG	2TG	4TG	T:16	T:18	T:21	L:1820	L:3030	←→ H	↕ H/V
----	----	----	-----	-----	------	------	------	--------	--------	---------	----------



EQG5121 □ X



EQG5122 □ X



EQG5124 □ X

STONE

SIZE	16 × 455 × 3030mm
NOMINAL WEIGHT	28kg/piece
PACKAGING	2 (PIECES PER PACK)

A2	PC	NG	2TG	4TG	T:16	T:18	T:21	L:1820	L:3030	↔ H	↕ H/V
----	----	----	-----	-----	------	------	------	--------	--------	--------	----------



EJB3621 □ X



EJB3622 □ X



EJB3623 □ X



EJB3624 □ X

SIZE	16 × 455 × 3030mm
NOMINAL WEIGHT	28kg/piece
PACKAGING	2 (PIECES PER PACK)

A2	PC	NG	2TG	4TG	T:16	T:18	T:21	L:1820	L:3030	←→ H	↕ H/V
----	----	----	-----	-----	------	------	------	--------	--------	---------	----------



EJB3521 X



EJB3523 X



EJB3524 X



EJB3525 X

STONE

SIZE	16 × 455 × 3030mm
NOMINAL WEIGHT	28kg/piece
PACKAGING	2 (PIECES PER PACK)

A2	PC	NG	2TG	4TG	T:16	T:18	T:21	L:1820	L:3030	↔ H	↕ H/V
----	----	----	-----	-----	------	------	------	--------	--------	--------	----------



EPS521 X



EPS522 X



EPS523 X



EPS525 X

SIZE	16 × 455 × 3030mm
NOMINAL WEIGHT	28kg/piece
PACKAGING	2 (PIECES PER PACK)

A2	PC	NG	2TG	4TG	T:16	T:18	T:21	L:1820	L:3030	← H →	↕ H/V ↕
----	----	----	-----	-----	------	------	------	--------	--------	-------	---------



EPS511 □ X



EPS512 □ X



EPS513 □ X

STONE

SIZE	16 × 455 × 3030mm
NOMINAL WEIGHT	28kg/piece
PACKAGING	2 (PIECES PER PACK)

A2	PC	NG	2TG	4TG	T:16	T:18	T:21	L:1820	L:3030	↔ H	↕ H/V
----	----	----	-----	-----	------	------	------	--------	--------	--------	----------



EJB4824 □ X



EJB4821 □ X



EJB4825 □ X

SIZE	16 × 455 × 3030mm
NOMINAL WEIGHT	28kg/piece
PACKAGING	2 (PIECES PER PACK)

A2	PC	NG	2TG	4TG	T:16	T:18	T:21	L:1820	L:3030	←→ H	↕ H/V
----	----	----	-----	-----	------	------	------	--------	--------	---------	----------



EPB181 X



EPB182 X



EPB183 X

TILE/BRICK

SIZE	16 × 455 × 3030mm
NOMINAL WEIGHT	28kg/piece
PACKAGING	2 (PIECES PER PACK)

A2	PC	NG	2TG	4TG	T:16	T:18	T:21	L:1820	L:3030	←→ H	↕ H/V
----	----	----	-----	-----	------	------	------	--------	--------	---------	----------



EPB324 X






EPB321 X



EPB322 X

SIZE	16 × 455 × 3030mm
NOMINAL WEIGHT	28kg/piece
PACKAGING	2 (PIECES PER PACK)

A2	PC	NG	2TG	4TG	T:16	T:18	T:21	L:1820	L:3030	←→ H	↕ H/V
----	----	----	-----	-----	------	------	------	--------	--------	---------	----------



TILE/BRICK

SIZE	16 × 455 × 3030mm
NOMINAL WEIGHT	28kg/piece
PACKAGING	2 (PIECES PER PACK)

A2	PC	NG	2TG	4TG	T:16	T:18	T:21	L:1820	L:3030	←→ H	↕ H/V
----	----	----	-----	-----	------	------	------	--------	--------	---------	----------



EPB344 □ X



EPB346 □ X



EPB341 □ X

(× : A2)



EPB342 □ X



EPB347 □ X

SIZE	16 × 455 × 3030mm
NOMINAL WEIGHT	28kg/piece
PACKAGING	2 (PIECES PER PACK)

A2	PC	NG	2TG	4TG	T:16	T:18	T:21	L:1820	L:3030	←→ H	↕ H/V
----	----	----	-----	-----	------	------	------	--------	--------	---------	----------



EJB7821 X






































EJB7823 X



EJB7824 X

Installation Hardware

		Air ventilation space					
		5mm		10mm		15mm	
		Horizontal installation	Vertical installation	Horizontal installation	Vertical installation	Horizontal installation	Vertical installation
Clip	Short Clip	 JE555	 JE555T	Not available		 JE825	 JE715
	Joint Clip	 JEJ565 ^{※1}	N/A	Not available		 JEJ835 ^{※1}	N/A
	Long Clip	 JEL570 / JEL570S	N/A	 JEL778		 JEL870 / JEL870S	N/A
	Corner clip	 JE550C / JE552C	N/A	 JE777C / JE787C	N/A	 JE825C	N/A
Starter	Starter Track	 ∅=3030mm FA150A	 ∅=3030mm FA350T	 ∅=3030mm FA700	 ∅=3030mm FA710T	 ∅=3030mm FA850A	 ∅=3030mm FA750T
		Joint	Double flange Sealant backer	 ∅=3030mm ^{※2} FH1010R ^{※2}	 ∅=3030mm ^{※3} FH1005R ^{※3}	 ∅=3030mm FH1015R	
Single flange Sealant backer	 ∅=2000mm ^{※4} FHK1110R ^{※4}		 ∅=2000mm ^{※5} /  ∅=2000mm ^{※6} FHK1105R ^{※5} / FHK1110R ^{※6}	 ∅=2000mm FHK1015R		 ∅=2000mm ^{※4} FHK1117R ^{※4}	 ∅=2000mm ^{※5} /  ∅=2000mm ^{※6} FHK1105R ^{※5} / FHK1117R ^{※6}
Spacer (Corrugated Shim)	Spacer	 ∅=1200mm FS1005	 ∅=2000mm FS1005T	 ∅=1200mm FS1010		 ∅=1200mm FS1015	 ∅=2000mm FS1015T
	Spacer (Piece)	 ∅=1000mm FSP1005			Not available		 40×40×15mm FSP1015

※1 For the 1820 Panels only.
※4 For openings and inside corner use.

※2 For vertical joints and outside corner use.
※5 For inside corner use.

※3 For outside corner use.
※6 For opening use.

Outside corner

		Image
Outside corner	Pre-formed corner	
Outside corner	Corner Key	

Metal Trim

		Image
	Compression Joint Flashing	
	Inside Corner	
	J-mold / J-channel	


Please contact for more colors and the details.

Others

		Image
	Color matched sealant	
	Primer	
	Touch-up paint	

More hardware and accessories are available.

Please contact NICHHA or local distributor / dealer.




Storage / Handling / Transportation

Caution




1 Storage

- When storing, put the panels on a pallet or spacers in horizontal place. Intervals between the spacers should be 455mm or less.

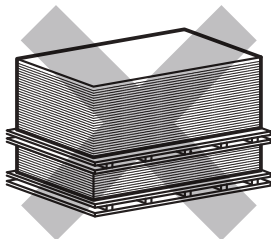


2 Handling

- Carry the panels on edge to prevent cracking.
- Be careful not to damage corners or surface of the panels by hitting them against something or dropping them.
- Do not touch the panels with dirty hands or gloves.
- Pay attention to surrounding and watch your step when carrying the panels.
- Carry by two or more people for one package.




- Do not place a pallet which loading the panels on the pallet which loading fewer panels. It may cause the panels to break.



- Be careful not to damage the edges and surface of pre-formed corners or accessories by hitting them against something or dropping them.

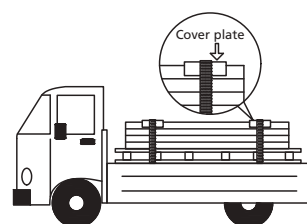


- Be sure to cover the panels with sheet to prevent the panels from being wet at the site where the panels can be wet. The sheet packing the panels at delivered is not for waterproof.
- Do not place the panels directly on the ground, keep them out of water. Install of wet panels may cause the panels to expand and shrink, warp, or crack. Also, painting or filling sealant on wet panels may leads to peeling of coating and breakage of the sealant.



3 Transportation

- When transporting the panels by a vehicle, the panels must be piled flat. Be cautious of dirt and rain.
- In order to prevent damage due to sudden braking, apply plates to edges and fix the panels with wire.
- When lifting the panels up, set cover plates on edges of the panels to prevent from damage.
- Be careful not to damage the corners and surface of panels during loading/unloading.

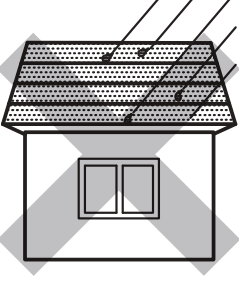
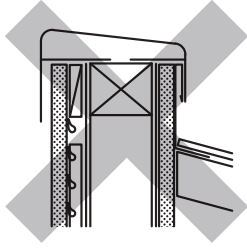
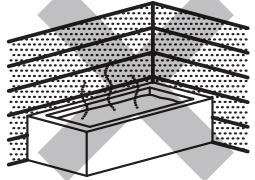

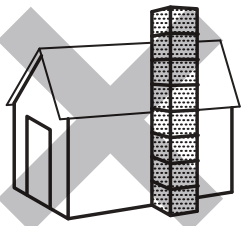
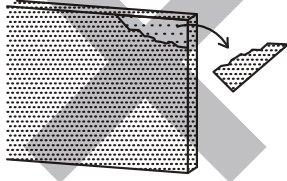

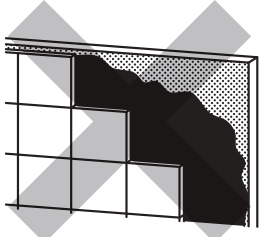
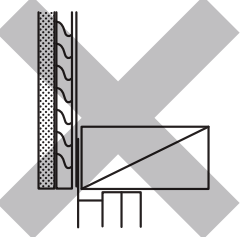



NICHIHA Co. is not responsible for damage caused by improper storage and handling of products.

Main prohibited matters on installation



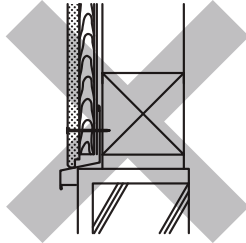
Do not use siding on the following parts and by the installation method. It may cause failures.

<p>1 Use on sloping parapet</p> <p>Because of severe environmental condition compared to vertical wall, it may cause deterioration of coating, frost damage, or water leaking.</p> <p>▶ Use roofing materials.</p> 	<p>6 Coping without air vent on parapet</p> <p>Because it does not meet ventilating construction method, condensation or frost damage may happen.</p> <p>▶ Install air vent which can be waterproof.</p> 
<p>2 Walls which are constantly exposed to water such as bathroom walls</p> <p>Temperature and humidity are high and panels get water directly, so warp of the panels, frost damage, decrease in strength, or cracking may happen.</p> 	<p>7 Installation of copings by sloping outward</p> <p>If copings are installed by sloping outward, a large amount of rainwater flows on the panel surface, and it may cause dirt or frost damage.</p> 
<p>3 Installation on chimneys</p> <p>The panels deteriorate due to heat. In addition, as water is generated in chimney and exudes out, the panels absorb water from the back side, then it may cause warp or frost damage.</p> 	<p>8 Painting cement stucco thickly on the panels (Including mortar painting)</p> <p>Thick paint lacks adhesion, so it may cause peeling or breakage.</p> 
<p>4 Installation on high temperature parts such as fireplace</p> <p>In high temperature parts, the panels may warp or crack because moisture in the panels is dried up.</p> 	<p>9 Putting tiles on the panels directly</p> <p>It may cause cracking or peeling of the tiles.</p> 
<p>5 Installation on wall where window sash recessed</p> <p>Water can enter easily inside of external wall, and it may cause rain leak or frost damage.</p> <p>▶ Window sash must be projected out from the wall. In case of recessed, install effective frame for waterproof together.</p> 	<p>10 Embedding in foundation mortar</p> <p>Due to water absorption from the panel edge or back surface, it may cause frost damage, paint peeling, or getting moldy.</p> <p>▶ Install base flashing and leave 10-15 mm space between the flashing and the bottom edge of the panel.</p> 

11 Panels touch the flashing

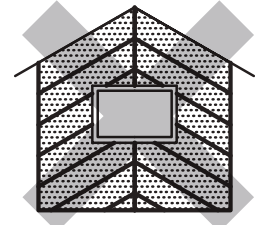
Due to water absorption from the panel edge, it may cause frost damage, paint peeling, or getting moldy.

- ▶ Leave 10-15 mm space between the flashing and the bottom edge of the panel.



16 Diagonal installation of panels

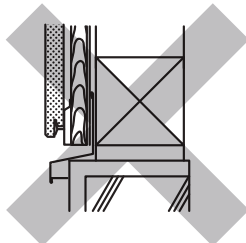
It may cause poor application of sealant in joint part that is between backing rod or joint backer strip and panels, and cause water leaking. Also, water can infiltrate from shiplap joint part.



12 Using clips instead of starter strip

If used clips instead of starter strip, it can be difficult to ensure horizontal level on lowest panels, and gap at the joint can appear easily.

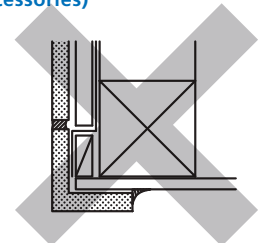
- ▶ Be sure to install starter strip on bottom horizontally, and begin to install panels.



17 Horizontal install of pre-formed corner trim (In case of not using specified accessories)


It obstructs to discharge rainwater or condensed water, and may cause rain leak or frost damage.

- ▶ Be sure to use specified member for overhang part.



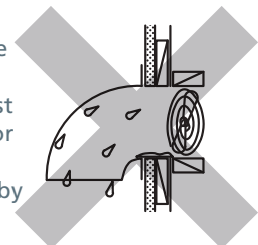
13 Butt joint of panels

If applying sealant on butt joint of panels, sealant can not follow with the movement of joint and gap at the joint can appear, so it may cause rain leak or frost damage. Also, if panels touch the middle flashing, it may cause frost damage due to water absorption from the panel edge.



18 Installing air vent after siding work


If air vent is installed after siding work, it can get humid easily inside of external wall, so it may cause condensation, rain leaking, or frost damage. Install ventilation hood or duct before siding work. The outlet must be projected out by over 30mm from the wall.



14 Installation under the sash without flashing

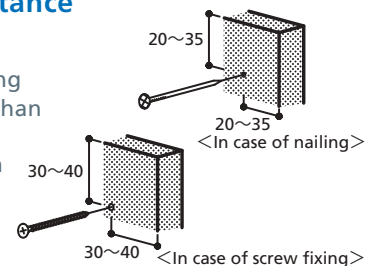
Rain water which drops from sash frame flows on the panel surface, and it may cause dirt or function degradation.

- ▶ Use sash which projected out from the wall by over 30mm, or flashing whose ends are finished with backboards.



19 Shortage of distance to edge

If the distance from fixing position to edge is less than 20mm when nailing or less than 30mm when fixing with screws, the panels can be cracked.



15 Random installation of panels

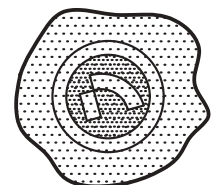
It may cause poor application of sealant in joint part that is between backing rod or joint backer strip and panels, and cause water leaking. Also, water can infiltrate from shiplap joint part. (Excluding some installation methods)



20 Inappropriate repair of nail heads

Spreading out touch-up paint wider than the nail head, applying thickly, insufficient stirring of touch-up paint, or applying sealant may cause the repair part to be noticeable by aging.

- ▶ Repair only conspicuous part and apply to minimally area not to spread out.



16mm Thickness, Horizontal Installation Manual

Notice : Since material handling and installation vary from country to country, the following information may not apply to the US, Canada, Mexico, China, Russia and CIS. For these countries, please refer to the information provided by the local subsidiary of NICHIIA.

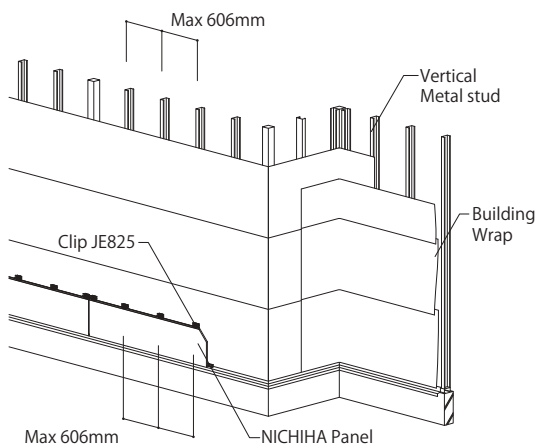
Installation Method

When install 16~21mm thickness panel, use clips to attach the panel to the wall. The clips are attached to the studs by using stainless screw.

Requirements of Steel stud installation

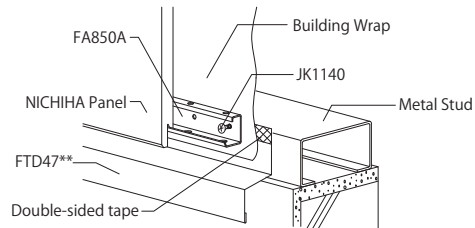
- Min. size of C 75x45x1.6mm for metal stud
- Stud spacing should be under @606mm

Please refer this explanatory literature for the 2x4 construction method as well



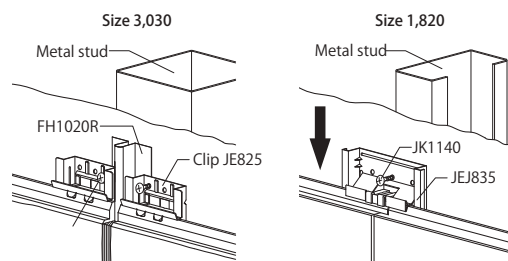
NOTED

- Fasten the clips to the studs by screw.
- In case of install narrow panel with no join parts like the top or bottom of the window, panels can be installed by face-screwing. The head of screw should be filled patching putty and apply touch-up paint.
- This installation guide is for basic references. For further information, please visit our website at <https://www.nichiha.co.jp/global/> or call our distribution.



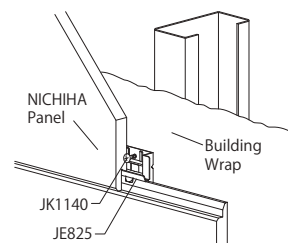
Starter

Install flashing for foundation under water barrier Starter must be level to the ground



Vertical Joints

For 3,030 length sidings, use joiner back flashing and apply sealant. Use clip JE835 for 1,820 length sidings to prevent siding movement after installation



Installation

Fit panel tightly together ensuring that pane edges are properly seated in the clip. The way of installation should be from the bottom to the top and from the left to the right.

Around opening

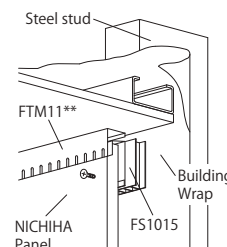
Use flashing and/or J-channel, which are provided on the job site

Top layer of panels

Use J-channel for ensure ventilation

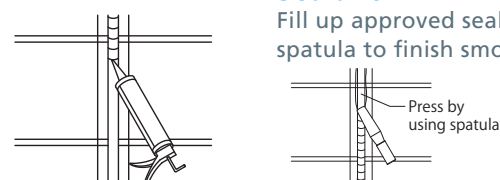
Ledge of top layer panels

Use metal cap and/or flashing for ledges, exposed panel edges and penetrated with rain water are prohibited.



Sealant

Fill up approved sealant and use spatula to finish smoothly.



Index

	Part number	Page
ED	EDM316□X	17
	EDM317□X	17
	EDM318□X	17
	EDM504□X	18
	EDM505□X	18
	EDS2312□X	38
	EDS2313□X	38
EF	EFF011□X	23
	EFF012□X	23
	EFF013□X	23
	EFF017□X	23
	EFF021□X	24
	EFF022□X	24
	EFF023□X	24
	EFF027□X	24
	EFF051□X	31
	EFF052□X	31
	EFF053□X	31
	EFF056□X	31
	EFF0824□X	25
	EFF0921□X	29
	EFF0922□X	29
	EFF0923□X	29
	EFF0924□X	29
	EFF101□X	36
	EFF104□X	36
	EFF106□X	36
	EFF107□X	36
	EFF112□X	20
	EFF116□X	20
	EFF117□X	20
	EFF1221□X	26
	EFF1222□X	26
	EFF1223□X	26
	EFF1224□X	26
	EFF1321□X	35
	EFF1322□X	35
	EFF1323□X	35
	EFF1324□X	35
	EFF151□X	21
	EFF152□X	21
	EFF154□X	21
	EFF161□X	27
	EFF162□X	27
	EFF163□X	27
	EFF164□X	27
	EFF165□X	27
	EFF166□X	27
	EFF191□X	30
EFF192□X	30	
EFF193□X	30	
EFF194□X	30	
EFF2221□X	28	
EFF2222□X	28	
EFF2223□X	28	
EFF2224□X	28	
EFF2421□X	34	
EFF2422□X	34	
EFF2423□X	34	

	Part number	Page
EF	EFF2424□X	34
	EFM201□X	16
	EFM202□X	16
	EFM204□X	16
	EFM205□X	16
	EFM301□X	16
	EFM306□X	16
	EFM319□X	17
	EFM501□X	18
	EFM502□X	18
	EFM503□X	18
	EFM508□X	19
	EFM509□X	19
	EFM510□X	19
EFM511□X	19	
EJ	EJB3521□X	53
	EJB3523□X	53
	EJB3524□X	53
	EJB3525□X	53
	EJB3621□X	52
	EJB3622□X	52
	EJB3623□X	52
	EJB3624□X	52
	EJB4821□X	56
	EJB4824□X	56
	EJB4825□X	56
	EJB4921□X	59
	EJB4922□X	59
	EJB4923□X	59
	EJB4924□X	59
	EJB7821□X	61
	EJB7823□X	61
	EJB7824□X	61
	EJB8121□X	43
	EJB8123□X	43
EJB8124□X	43	
EJB8126□X	43	
EJB8521□X	42	
EJB8522□X	42	
EJB8523□X	42	
EJB8524□X	42	
EJM501□X	19	
EJM502□X	19	
EK	EKG221□X	49
	EKG225□X	49
	EKG226□X	49
	EKG411□X	39
EL	EKG412□X	39
	ELG731□X	41
ELS108□X	36	
ELS167□X	27	
ELS531□X	22	
ELS532□X	22	
ELS533□X	22	
ELS534□X	22	

	Part number	Page
EP	EPA321□X	44
	EPA324□X	44
	EPA326□X	44
	EPB181□X	57
	EPB182□X	57
	EPB183□X	57
	EPB321□X	58
	EPB322□X	58
	EPB324□X	58
	EPB341□X	60
	EPB342□X	60
	EPB344□X	60
	EPB346□X	60
	EPB347□X	60
	EPC241□X	46
	EPC2410□X	46
	EPC2411□X	46
	EPC243□X	46
	EPC245□X	46
	EPC246□X	46
	EPC247□X	46
	EPC248□X	46
	EPC432□X	41
	EPC601□X	41
	EPC762□X	45
	EPC763□X	45
	EPC764□X	45
	EPC765□X	45
	EPC766□X	45
	EPS231□X	38
	EPS241□X	40
	EPS242□X	40
	EPS243□X	40
EPS491□X	48	
EPS492□X	48	
EPS493□X	48	
EPS494□X	48	
EPS495□X	48	
EPS511□X	55	
EPS512□X	55	
EPS513□X	55	
EPS521□X	54	
EPS522□X	54	
EPS523□X	54	
EPS525□X	54	
EQ	EQG5121□X	51
	EQG5122□X	51
	EQG5124□X	51
	EQG6221□X	50
	EQG6222□X	50
	EQG6223□X	50
	EQS291□X	25
	EQS9101□X	32
	EQS9102□X	32
	EQS9103□X	32
ET	EQS9201□X	33
	EQS9202□X	33
	EQS9203□X	33
ETM301□X	16	

THE POWER OF POSSIBILITIES AND PARTNERSHIPS

Your creative vision is unique. That's why NICHIBA offers you the power of cooperation to help your project move from conception to completion. Our ever-expanding offering of textures and finishes lifts buildings to new and unexpected places, and we want to share them with you. We place a high value on our relationships and are proud to work with our dedicated partners in the world. Join us to discover the power of possibilities and partnerships with NICHIBA.

Introduction of web site

NICHIBA web site (in English), it has more information (products, photo gallery, installation, etc) besides in this catalogue. Please check and see it, too.

Since material handling and installation vary from country to country, For the US, Canada, Mexico, China, Russia and CIS countries and areas, please refer to the information provided by the local web site of NICHIBA.

NICHIBA web site (in English)

There is an information about products, photo gallery, installation, etc.

▶ <https://www.nichiha.co.jp/global/>



NICHIBA web site (in Japanese)

A variety of information about NICHIBA in Japanese.

▶ <https://www.nichiha.co.jp>



NICHIBA Global facebook

▶ <https://www.facebook.com/NichihaGlobal>



■ Web site of an overseas edition for each part

USA CANADA • MEXICO

▶ <https://www.nichiha.com>



CHINA

▶ <http://www.nichiha.com.cn>



BIM

▶ <https://www.bimobject.com/en/nichiha>





 nichiha global

TSUKAMOTO BUILDING 1-6-5 NIHONBASHI HONCHO, CHUO-KU, TOKYO,
103-0023. JAPAN

NOTE: Printed material may not accurately depict actual product color.

KA2403KTA